



GULFSTREAM G200

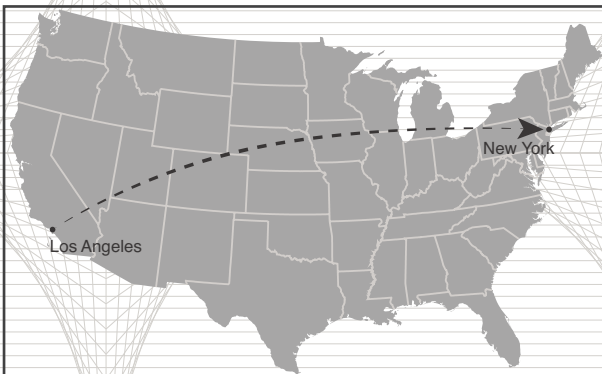
The Gulfstream 200 offers large cabin comfort and a midsize price. It has a cruise speed of 540 mph and comfortably seats 10 passengers. In addition to the cabin size it also offers the largest baggage space in its class. Although great for regional travel you will also find it capable of transporting you to Hawaii at a price you can appreciate. Free Wi-Fi onboard. 



10 Passenger Large Cabin Jet

Cabin Dimensions:

- » Cabin Height: 6.3 ft
- » Cabin Width: 7.2ft
- » Cabin Length: 24.4 ft
- » Baggage capacity: 150 cubic ft
- » Maximum speed: 540 MPH
- » Maximum range: 3,800 miles



MOUNTAIN AVIATION

Operations, Aircraft, and Personnel based at:
Rocky Mountain Metropolitan (BJC), Centennial Airport (APA), Gowen Field (BOI),
Fort Collins/Loveland (FNL), Eagle/Vail (EGE), and Aspen (ASE)
tel. 303-466-3506 or outside Colorado 1-877-466-3506

BJC APA FNL BOI EGE ASE

The Peak of Excellence in Aircraft Charter, Management & Maintenance Services

www.mountainaviation.com | charter@mountainaviation.com

